


FACTSHEET

# VADER® Pedicle System



**Tumor treatment**

Nonmetallic BlackArmor® material produces minimal artifacts and eliminates shielding or scattering of radiation

**Reliable osseointegration**

Rough Ti-iT® titanium coating

**Fenestrated screws**

Optimal screw fixation with cement augmentation



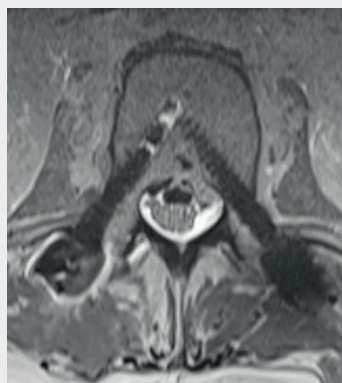
**MIS and open surgery**

Cannulated screws with state-of-the-art percutaneous instruments



**X-ray, A/P view**

Nearly 360° metal-free stabilization with BlackArmor® Carbon/PEEK pedicle screws and KONG®-TL VBR E



**MRI, axial view**

Enables early detection of recurrences thanks to optimal anatomical visualization



**CT, axial view**

Precise postoperative follow-up thanks to artifact-reduced imaging



## VADER® Pedicle Screws

Description	Diameter	Length	Increments	Reference number
Screws, made of BlackArmor® Carbon/PEEK, polyaxial, cannulated, fenestrated	5.5 mm	25–55 mm	5 mm	16-6022-555xx
	6.5 mm	30–60 mm	5 mm	16-6022-565xx
	7.5 mm	35–60 mm	5 mm	16-6022-575xx

## Cement Cannula

Description	Packaging unit	Reference number
Cement cannula	1 pc.	42-420

## BlackArmor® Rods


Description	Curvature	Diameter	Radius	Length	Increments	Reference number
Rods, made of BlackArmor® Carbon/PEEK	Straight	6.0 mm	000	40–100 mm	10 mm	16-60-700xx
	Straight	6.0 mm	000	120–160 mm	20 mm	
	Curved	6.0 mm	120	40–100 mm	10 mm	16-60-712xx
	Curved	6.0 mm	450	100–160 mm	20 mm	16-60-745xx
J-rods, made of BlackArmor® Carbon/PEEK: combination of straight (radius = 000 mm) and curved (radius = 450 mm)	Straight and curved	6.0 mm	000 and 450	60/70 mm*	–	16-60-70607-9
				50/100 mm	–	16-60-70510-9
				60/100 mm	–	16-60-70610-9
				* Available on request.		

## Titanium Rods

Description	Curvature	Diameter	Radius	Length	Increments	Reference number
Rods, made of titanium	Straight	6.0 mm	000	40–100 mm	10 mm	16-60-800xx
				120–200 mm	20 mm	
				250, 300, 400, 500 mm	–	

## Titanium Nut Screw

Description	For rod diameter	Reference number
Nut Screw, made of titanium	6.0 mm	16-57-41000

Information needed to use the device and a glossary of symbols that may appear on the product labeling and the meaning of the symbols are made available in electronic form; current and previous versions can be downloaded in electronic form at [ifu.icotec-medical.com](http://ifu.icotec-medical.com) (code = ) or can be requested by email or phone from icotec. On request, icotec will provide a paper version within seven calendar days at no charge. The electronic versions can be viewed with a freely available PDF reader (e.g., Adobe Acrobat Reader, which can be downloaded at [www.adobe.com](http://www.adobe.com)).

icotec ag

Industriestrasse 12

9450 Altstätten

Switzerland

Tel +41 71 757 00 00

Fax +41 71 757 00 01

info@icotec.ch

[www.icotec-medical.com](http://www.icotec-medical.com)



icotec Medical GmbH

In der Au 25

61440 Oberursel

Germany